

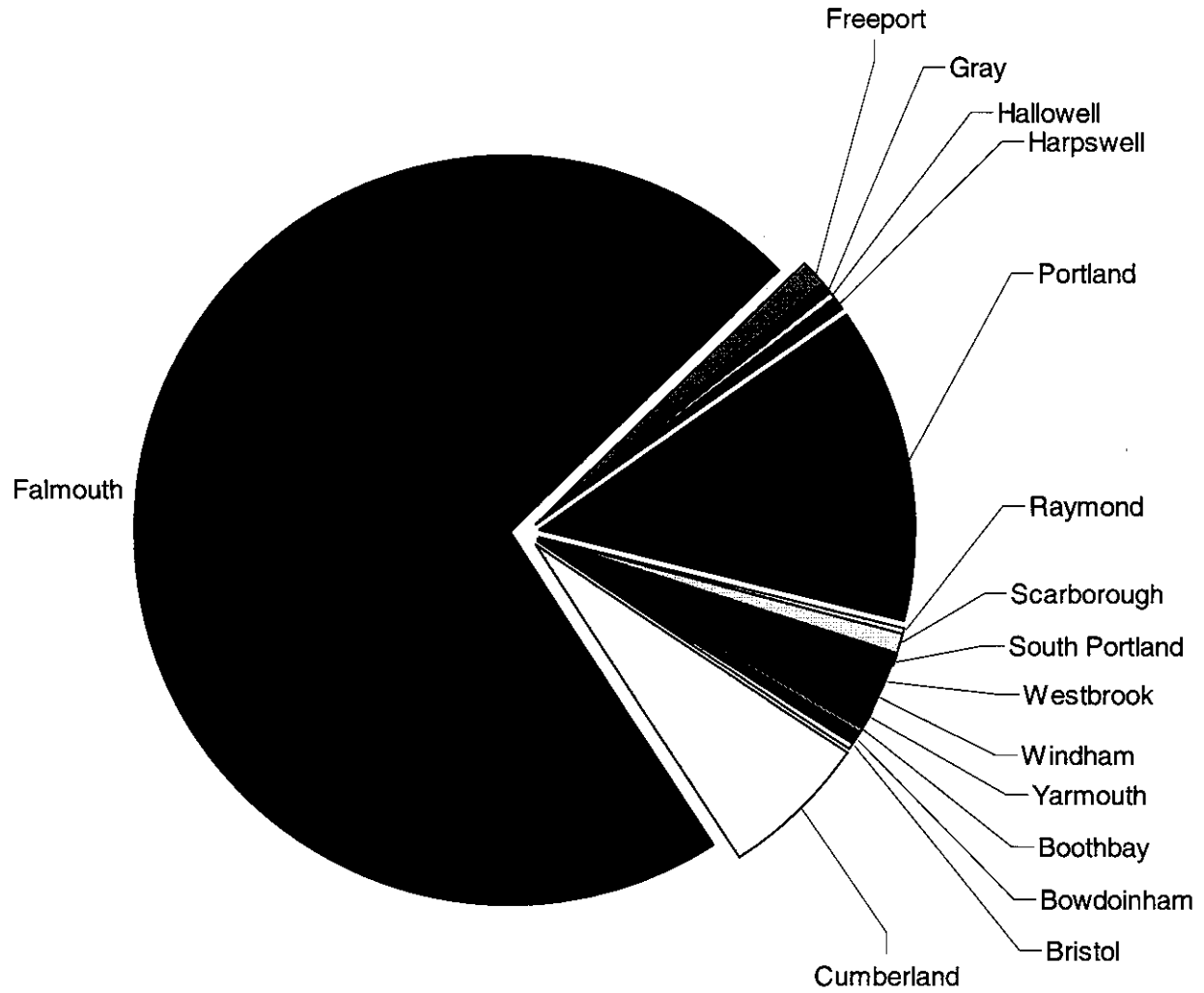
2008 Silver Bullet Usage Survey Results Falmouth, Maine

2008 Silver Bullet Survey Results

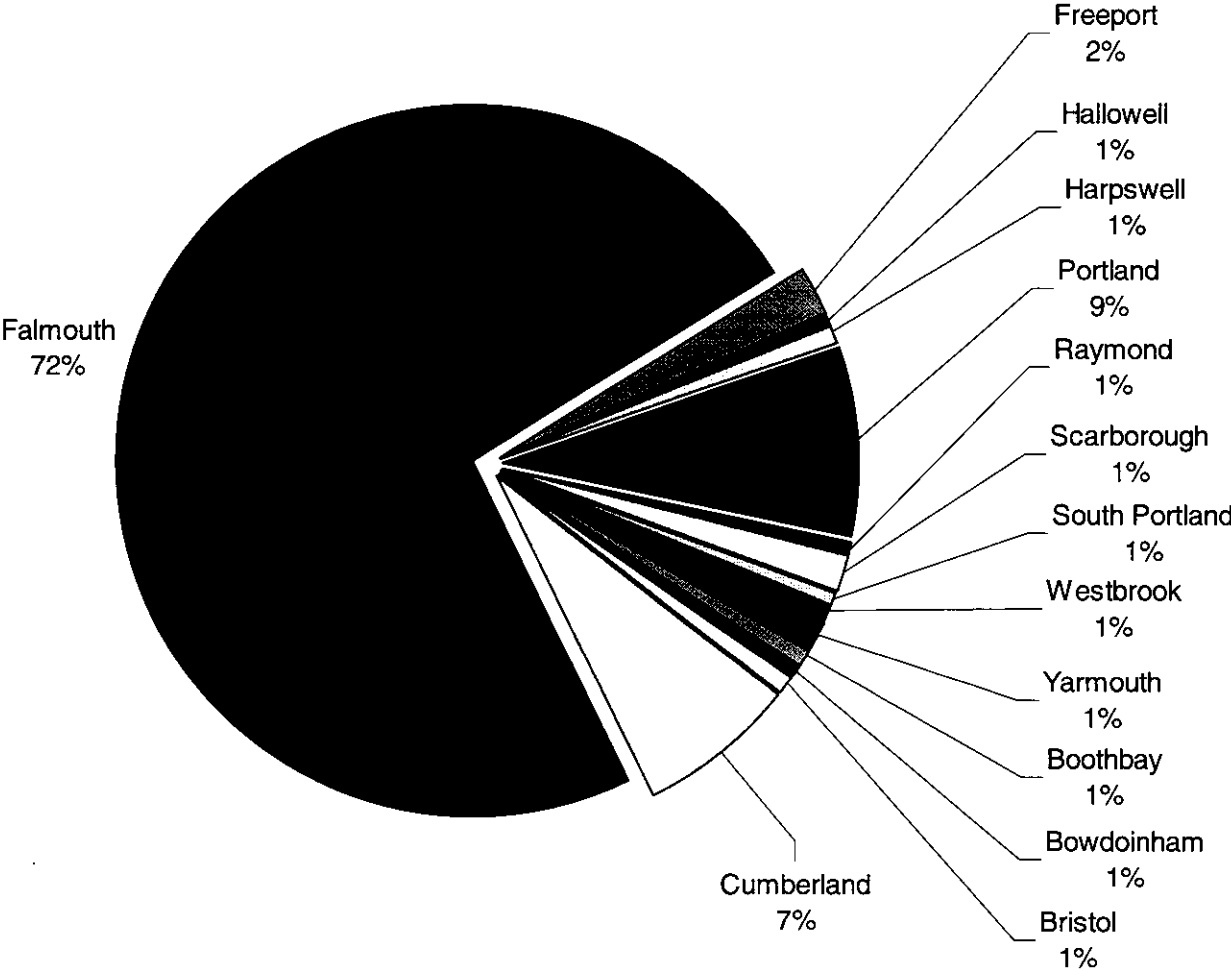
Context for Silver Bullet Survey Results

- 243 surveys conducted over two weeks (07/28/2008 – 08/10/2008)
- Surveys were conducted in 15 two-hour time slots by Falmouth Recycling Committee members, Falmouth Town Councilor and former Cumberland Town Councilor
- Surveys conducted at Bucknam Rd and Exit 53 only (silver bullets are also located at the Transfer Stations and the High School)
 - Buckname Rd 139
 - Exit 53 104
- Surveys conducted during one week with curbside recycling collection and one week without
 - Curbside 129
 - Non-curbside 114
- Surveys conducted on weekdays and weekends
 - Weekend 121
 - Weekday 122
- Surveys conducted in morning and afternoon hours
 - AM 128
 - PM 115
- Very little business recycling at silver bullets
 - Residential Only 225
 - Business Only 5
 - Residential/Business Combined 13

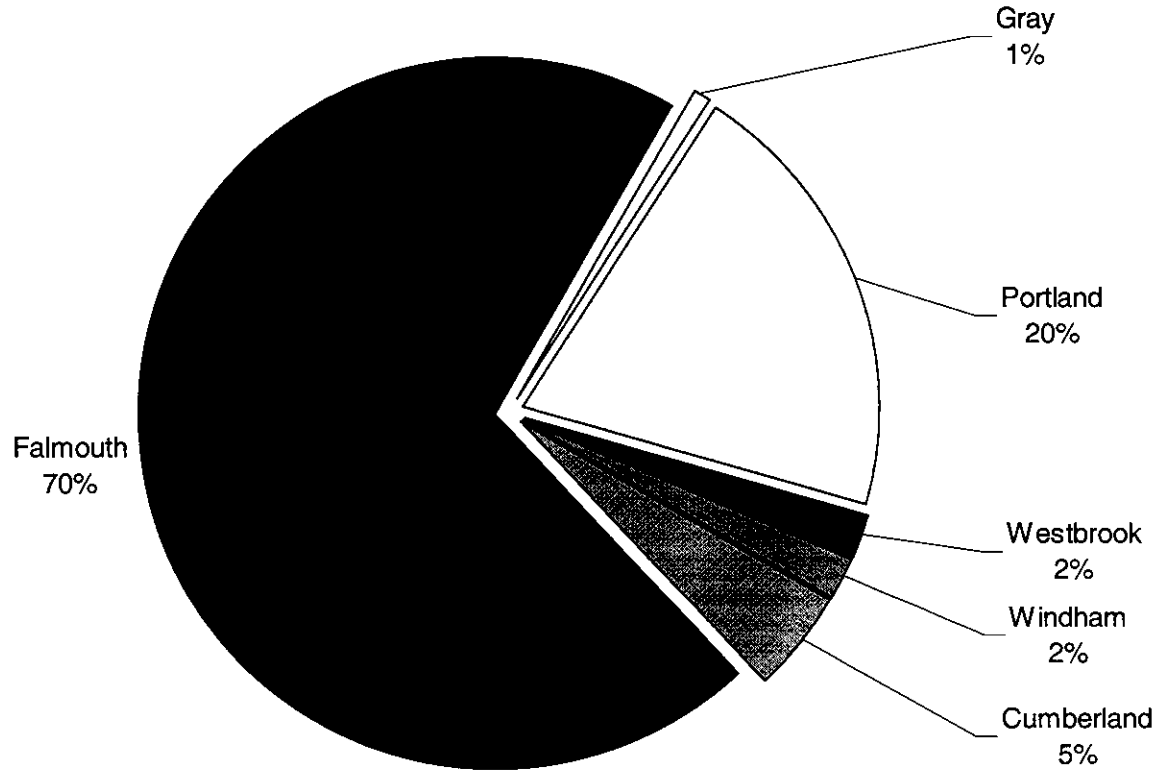
Silver Bullet Usage By Town Total for Both Locations



Silver Bullet Usage By Town Bucknam Road



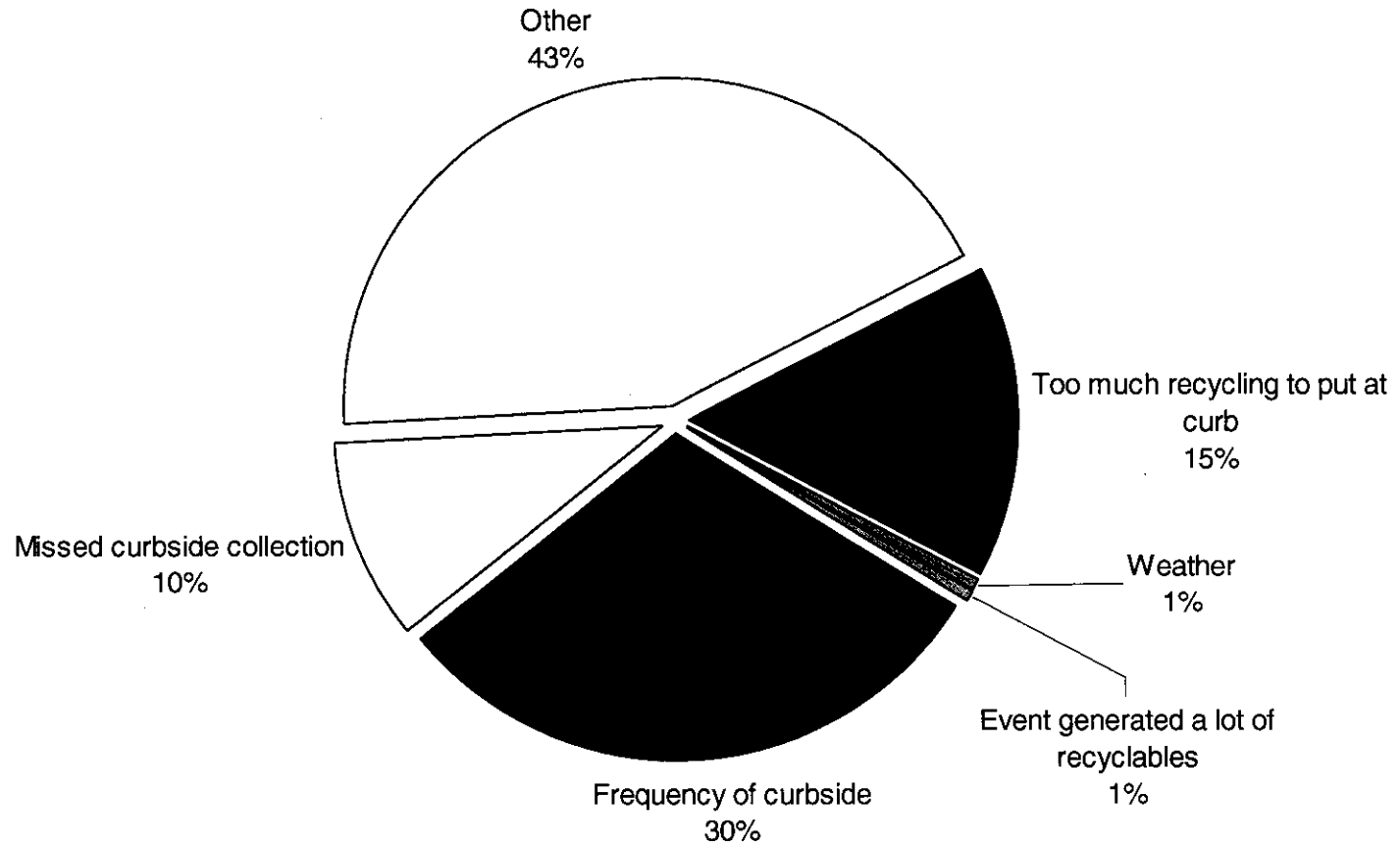
Silver Bullet Usage By Town Exit 53



Sunday, September 07, 2008

2008 Silver Bullet Usage Survey

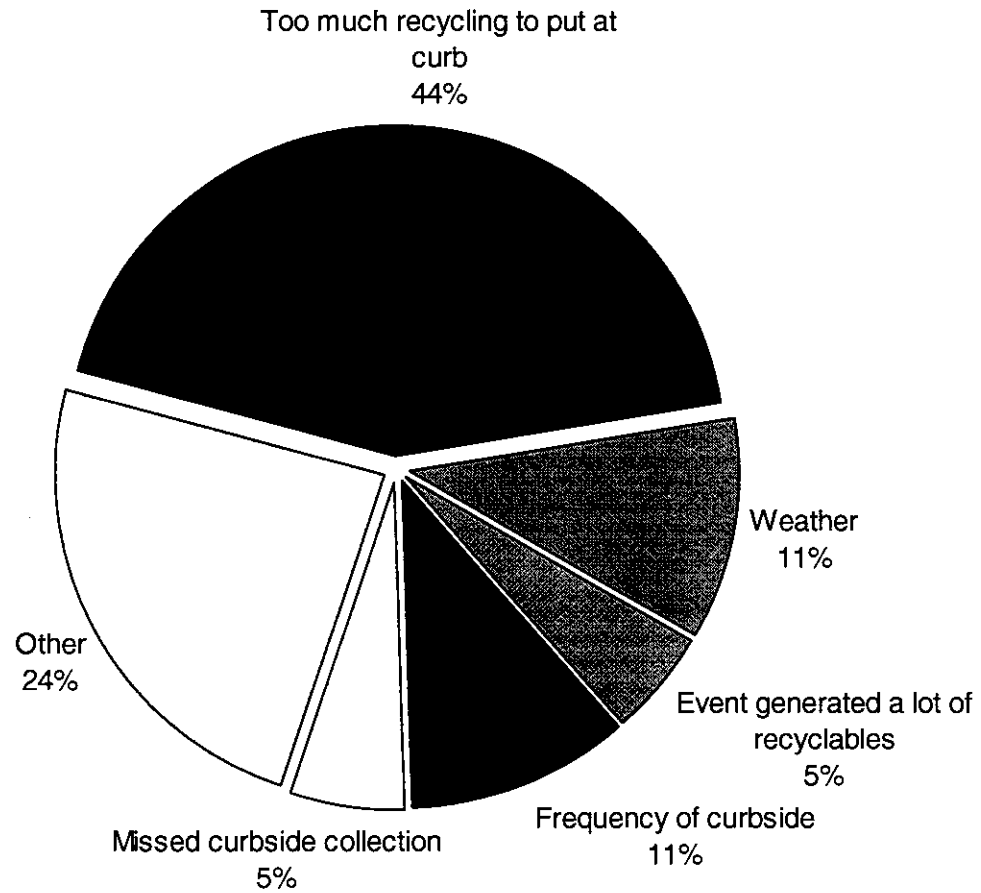
Reason Falmouth Residents Use Silver Bullets on Day of Survey




Sunday, September 07, 2008

2008 Silver Bullet Usage Survey

Reason Falmouth Residents Use Silver Bullets Other Times



Would Falmouth Residents Use Silver Bullets If Weekly Curbside



Sunday, September 07, 2008

2008 Silver Bullet Usage Survey

Falmouth's Percentage of Silver Bullet Usage (for these two locations) Consistent Regardless of Curbside Week

# respondents by Type of Week	Town	Count	Percent
Curbside	Bowdoinham	1	0.78%
	Cumberland	6	4.65%
	Falmouth	94	72.87%
	Freeport	2	1.55%
	Hallowell	1	0.78%
	Harpswell	1	0.78%
	Portland	18	13.95%
	Raymond	1	0.78%
	Scarborough	2	1.55%
	South Portland	1	0.78%
	Windham	1	0.78%
Yarmouth	1	0.78%	
Curbside Total		129	100.00%
Non-curbside	Boothbay	1	0.88%
	Bristol	1	0.88%
	Cumberland	9	7.89%
	Falmouth	81	71.05%
	Freeport	1	0.88%
	Gray	1	0.88%
	Portland	15	13.16%
	Westbrook	3	2.63%
	Windham	1	0.88%
	Yarmouth	1	0.88%
Non-curbside Total		114	100.00%